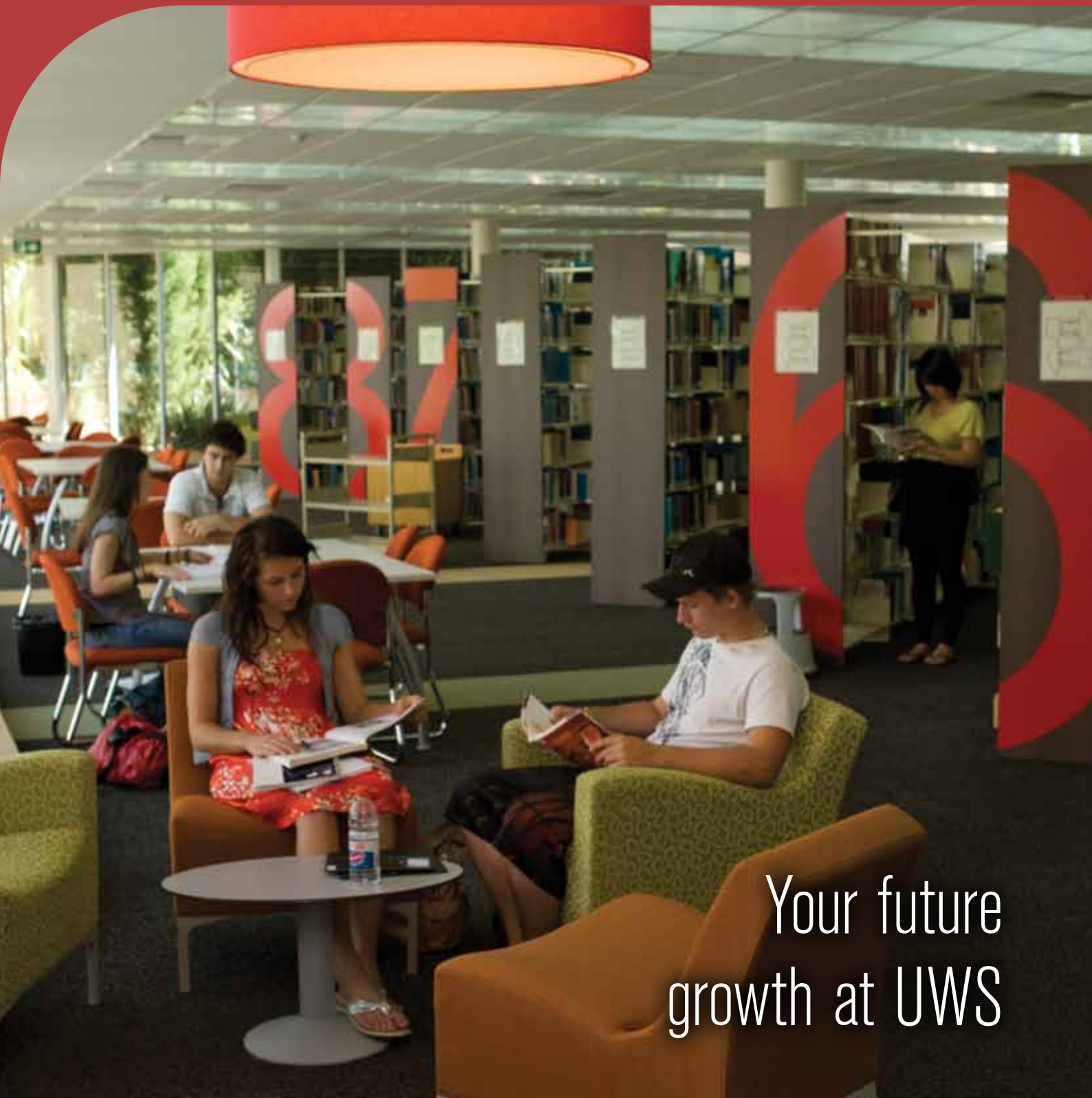


International Offer Pack



Your future
growth at UWS

Contents

Welcome to UWS	3
Your campus and local area	4-7
Services and Facilities	8
Accommodation at UWS	9
About your offer	10
Accept at UWS	11
Enrol at UWS	12
Orientation at UWS	13

2012 FORMS

Acceptance to study at UWS/ Payment Details	15
Confirmation of Enrolment (CoE) Request/Payment Options	16
Airport Pickup Application	17-18

Contact UWS	20
-------------	----

SGSM Quarterly Session Programs

(January/March/June/September)

Master of Business Administration
Master of Applied Finance
Master of Finance
Master of International Business
Master of Business (Marketing)
Master of International Trade and Finance
Graduate Diploma in Business Administration
Graduate Certificate in Business Administration
Graduate Certificate of International Business
Graduate Certificate in Marketing

2012 Academic Year

Autumn Session (February intake)

16 and 17 February	Orientation Program
27 February	Autumn Session commences
12 June – 1 July	Autumn Session Exams commence
2 July	Vacation

Spring Session (July intake)

19 and 20 July	Orientation Program
30 July	Spring Session commences
12 November – 2 December	Spring Session Exam commence
3 December	Vacation

Quarterly Sessions (January/March/June/September)

Quarter 1	9 January – 25 March
Quarter 2	2 April – 17 June
Quarter 3	25 June – 9 September
Quarter 4	17 September – 2 December

www.uws.edu.au/international/important_dates

Orientation Program

The UWS International Orientation program runs over two days and is specifically designed for international students. It usually takes place 10 days before classes commence and all international students are invited and should attend (check your offer letter for dates)! Please make sure you arrive in Australia at least one to two days before the commencement of the Orientation program.

 More information on page 13

Welcome to UWS



Congratulations on your admission to the University of Western Sydney.

You will find UWS to be all that you would expect from a world-class university.

In deciding to undertake your studies at UWS you have chosen a university that is international, contemporary and progressive. We aim to “bring knowledge to life” by combining academic knowledge with hands-on practical experience and providing relevant courses for today’s rapidly changing world.

As part of the UWS community you will belong to one of Australia’s largest universities with over 40,000 students and more than 4,000 international students from around the world. The University’s close links in the Asia Pacific region, Europe and the Americas will give you the chance to connect into a global knowledge network.

You will find that UWS is unique to most universities in that it is a multi-site university with six campuses spread across Greater Western Sydney. Located at Bankstown, Nirimba (Blacktown), Campbelltown, Hawkesbury, Penrith, and Parramatta, campuses are modern, green and friendly, providing a welcoming study environment. With between 3,000–13,000 students on each campus, UWS academics will get to know you personally and will help provide you with best possible support to succeed in your studies.

As an international student you will contribute greatly to the ethnically diverse nature of our student body. Your international perspective will enhance learning in the classroom environment as well as the cultural and social life on UWS campuses.

I am sure that your experience at UWS will be rewarding and we look forward to working with you to achieve your career goals.

With UWS you are making the right choice.

A handwritten signature in black ink, appearing to read 'Diane Dwyer'.

Diane Dwyer
Director, UWS International

Your campus and local area

With campuses spread across Greater Western Sydney, UWS offers one of the largest choices of campus locations of any Australian university. Each campus has its own unique atmosphere, with clean, green and friendly environments in which to learn in.

[www.uws.edu.au/
international/
campus_information](http://www.uws.edu.au/international/campus_information)

Bankstown Campus

Colourful and culturally diverse

Bankstown is one of the largest local government areas in New South Wales, with approximately 170,000 residents speaking more than 60 different languages. The City of Bankstown is host to an array of recreational and sporting facilities, including 293 parks and reserves covering a total of over 730 hectares. The region boasts 39 sports complexes with 173 winter and 147 summer sporting fields, including: the Olympic Dunc Gray Velodrome; The Crest synthetic athletics track; five tennis complexes; three swimming pools; the Wran Leisure Centre; Bankstown Basketball Stadium; a community owned golf course in Sefton; and two multi-purpose indoor sports facilities. It is home to Sydney's second largest airport, as well as Bankstown Square (a large shopping centre), a major hospital, and a wide range of restaurants that serve food from all parts of the world. Bankstown campus is a warm, friendly environment, with modern spacious buildings and landscaped gardens with a strong Australian native theme.

Student population* 6,741

On campus accommodation

Kiemah Residential College (see page 9)

Special facilities include

- » Centre for Educational Research
- » MARCS Auditory Laboratories
- » Some of Australia's most advanced language and conference interpreting laboratories

Location in Western Sydney Bullecourt Avenue, Milperra, 40-50 minutes from Sydney CBD by car, longer by public transport.

By Car: From Sydney CBD, take the M5 South West Motorway. Get off at Henry Lawson Drive Exit. Turn right into Henry Lawson Drive and take the first right into Bullecourt Avenue to enter the campus.

By Train: Take the Bankstown line to Bankstown railway station – just 20 minutes travel time by bus to campus.

By Bus: Routes 860 and 900 run between Bankstown and Liverpool railway stations and the campus.



Bankstown campus

Nirimba (Blacktown) Campus

Diverse and multicultural

The City of Blacktown and its region has a population of 270,000 residents from more than 30 different cultures. The City of Blacktown provides an extensive array of leisure and tourism attractions including Blacktown Arts Centre, Featherdale Wildlife Park (where you can feed the kangaroos or have your picture taken with a koala), Rouse Hill Regional Park, and the Blacktown Olympic Park at Aquilina Reserve (that played an integral role in the 2000 Sydney Olympic Games). In the past few decades, Blacktown has been transformed from a rural hinterland to the heart of Sydney's booming Greater West region. It is the centre of a large industrial and retail shopping area that is well serviced by road and rail. Located in Quakers Hill, the Nirimba (Blacktown) campus forms part of Nirimba Education Precinct, alongside TAFE and two senior high schools. The University's pathways college, UWSCollege Nirimba, offers Foundation Studies and Diploma programs on this campus.

Student population* 1,091

On campus accommodation

Fred Hollows Residential College (see page 9)

Special facilities include

- » State-of-the-art teaching facilities.

Location in Western Sydney Eastern Road, Quakers Hill, 50-60 minutes from Sydney CBD by car

By Car: From Sydney CBD, take the Westlink M7 Motorway (a tollway) and get off at the Quakers Hill Parkway Exit and turn right at Quakers Hill Parkway. Turn left into the Nirimba Education Precinct on Eastern Road leading to the campus.

By Train: Take the Western line to Quakers Hill railway station, which is a 10 minute walk to the campus. Or catch a bus from Blacktown railway station.

By Bus: Bus Routes 751 and 752 provide services to Blacktown campus, and run every half hour.

Campbelltown Campus

Modern, state-of-the-art facilities

The 166-hectare Campbelltown campus is nestled in the heart of the historic Macarthur region, offering a unique balance between city and rural lifestyles. The city has a population of 150,000. Campbelltown is rich in culture and heritage with many historic sites and buildings scattered throughout the city that are a reminder of early colonial history. Campbelltown is an energetic, lively city set in a landscape of rolling hills and farms. Recreational activities abound with venues for golf, swimming, tennis, horse riding and fascinating walks in the nearby Mt Annan Botanic Gardens – Australia's largest botanic garden, with an abundance of birdlife and native plant species.

Student population* 5,699

On campus accommodation

Gundyji Residential College (see page 9)

Special facilities include

- » Purpose-built state-of-the-art medical teaching, research and training facility
- » UniClinic (naturopathy, podiatry, osteopathy, remedial massage and Traditional Chinese Medicine)
- » Moot Court
- » Anatomy laboratories
- » Nursing laboratories
- » Biomedical imaging.

Location in Western Sydney Narellan Road, Macarthur Region, 60 minutes from Sydney CBD

By Car: From Sydney CBD, take the M5 Motorway (a tollway) and take the second Campbelltown exit at Narellan Road.

By Train/Bus: Travel to Macarthur railway station, which is a 10 minute walk to the campus.

Hawkesbury Campus

A friendly and rural community established in 1789, the Hawkesbury region is one of the earliest colonial settlements in Australia. It is located at the foot of the Blue Mountains, adjacent to the vast wilderness of the Blue Mountains and Wollemi National Parks, where pristine creeks feed into the magnificent Hawkesbury River. Despite Hawkesbury's close proximity to Sydney, Australia's largest city, it is still very much a rural community, with market gardens, orchards and rich pasture covering much of the landscape, from the floodplains to the hills. Known as the 'food basket' for Sydney, the Hawkesbury area grows a vast range of produce including stone fruits, oranges, apples, pecan nuts, berries and various vegetables, many of which are for sale at various stalls dotted around the roads. The population of 70,000 is spread through five rural townships and some smaller villages. Tourism and agriculture are the main sources of income. Although quiet and peaceful, the area is well serviced by retail shops and recreation areas as well as direct road and rail links. Hawkesbury campus is in picturesque Richmond at the foot of the Blue Mountains. The campus history dates go back to 1891 when the New South Wales Department of Agriculture established the Hawkesbury Agricultural College. The campus has many heritage buildings, a working farm, and extensive orchards and vineyards.

Student population* 2,321

On campus accommodation

Hawkesbury Residential College (see page 9)

Special facilities include

- » Equine Research and Demonstration Unit
- » Food Processing Pilot Plant
- » Crime Scene House
- » Nursing laboratories
- » Confocal Microscope Facility
- » Animal Science Facilities.

Location in Western Sydney Bourke Street, Richmond, 50-60 minutes from Sydney CBD

By Car: From Sydney CBD, take the Hills M2 Motorway, then connect to the Westlink M7 Motorway (a tollway) and take the exit at the Richmond Road interchange. From Richmond Road take the Blacktown Road exit from the roundabout. Turn left into Bourke Street, leading to the campus.

By Train: Take the Western line to East Richmond railway station, which is a 10 minute walk from the campus.

By Bus: Westbus Route 677 operates from Richmond railway station.



Parramatta campus



Hawkesbury campus

Parramatta Campus

Sydney's second largest central business district, Parramatta City, is a bustling metropolis with rich, historic background. Parramatta City has a massive economic growth rate that is set to continue well into the future. It is a city rich in history, a place of elegant parks and a vibrant multicultural community, a shopper's paradise, and a centre for sport, dining and entertainment. It is also a thriving legal, educational and health care centre, and home to some of Australia's biggest corporations and government agencies. Parramatta has some excellent examples of early colonial architecture including Old Government House, Elizabeth Farm, St John's Cathedral, the Lancer Barracks and the Linden House Museum. Today, Parramatta is a modern city with a range of cafés and restaurants with cuisines from around the globe, large shopping centres, cinemas, theatres and nightclubs. Parramatta campus, with its heritage buildings, cafés and the scenic Parramatta River, is a popular choice for students from all over Sydney. The University's pathway's college, UWSCollege Westmead, offers English Language programs in Parramatta's neighbouring suburb, Westmead.

Student population* 14,170

On campus accommodation

UWS Village [Parramatta] (see page 9)

Special facilities include

- » Purpose-built state-of-the-art teaching facilities
- » Nursing laboratories
- » Moot Court
- » Computing laboratories.

Location in Western Sydney Corner James Ruse Drive and Victoria Road, Rydalmere (main site) and Hawkesbury Road, Westmead (UWSCollege Westmead), 30-45 minutes from Sydney CBD.

By Car: From Sydney CBD, take the M4 Western Motorway (a tollway) and get off at the James Ruse Drive Exit and turn right into James Ruse Drive. Take the Victoria Road Exit and turn right at the traffic lights. Turn right again from Victoria Road to enter the campus.

NB: The Westmead Precinct forms part of the Parramatta campus. Entrance to the precinct is from Hawkesbury Road, Westmead. The site is adjacent to the Westmead railway station.

Access by car is via the M4 Motorway or the Great Western Highway.

By Train: Take the Carlingford line to Rydalmere railway station, which is just 10 minutes walk to the campus. Alternatively take the Western line to Parramatta railway station and take a bus to the campus.

By Bus: Sydney Bus Routes M52, 520, 521, 523, 524 or 525 operate between Parramatta railway station and the campus.

Penrith Campus

Lively and modern with lots of character, Penrith is a city on the western fringe of the Sydney metropolitan area at the foot of the Blue Mountains on the spectacular Nepean River. The population of Penrith is 170,000, making it one of the three largest local government areas in Western Sydney and the sixth largest population of any local government area in New South Wales. Penrith's focus is shifting from agriculture to manufacturing. The city acts as a regional shopping area for the Penrith region and the Blue Mountains. It also hosts a large regional hospital, the Nepean Hospital. The University of Western Sydney, a major facet of the region, attracts students from all over Sydney. Penrith also houses regional government offices, such as the Australian Taxation Office, and is home to the huge Panther's World of Entertainment Club (Penrith Rugby League Club), a multi-faceted entertainment and resort centre offering bars, discos, live entertainment, theatre, gambling, restaurants and sporting facilities. The Nepean River is a major attraction for the area, with extensive parklands, bicycle and jogging tracks along its banks, and a range of boating activities. With just a 10-minute train ride from Penrith students can find themselves in the natural beauty of the lower Blue Mountains, offering hiking trails, natural swimming basins, scenic views, and unique flora and fauna. Penrith campus (two sites – Werrington and Kingswood) is famous for its state-of-the-art facilities and scenic grounds.

Student population* 9,055

On campus accommodation

Penrith Residential College (see page 9)

Special facilities include

- » Mechatronics and Robotics Facility
- » Computer Research Centre
- » Industrial Design Centre
- » Three multi-track recording studios
- » Design studios (including state-of-the-art broadcast-quality animation and television post-production studios)
- » Computing and photographic laboratories and studios
- » Convergent media studio complex
- » Television Sydney (TV station)

- » Golden Stave Music Therapy Centre
 - » Purpose-built disability leaning centre.
- Location in Western Sydney** Kingswood, Werrington North and Werrington South, 50-60 minutes from Sydney CBD
- By Car:** From Sydney CBD, take the M4 Western Motorway (a tollway) and get off at the Mamre Road Exit. Then turn left at the Great Western Highway.

The **Werrington North and South** sites are both located on each side of the Great Western Highway. To reach the **Kingswood** site, turn left into O'Connell Street from the Great Western Highway, then turn right into Second Avenue.

By Train: Take the Western line to Kingswood railway station. You'll find a bus stop for the free shuttle bus service on the south side of the station.

By Bus: The three sites of Kingswood, Werrington North and South are linked by a free shuttle bus service. Westbus Route 790 operates from Penrith railway station to St. Marys railway station and services Kingswood and Werrington South campuses.

* 2010 enrolments




Campbelltown campus


Services and Facilities

Helping you maximise your chance of academic success

UWS offers support services to all students as well as extra services to international students to assist you achieve your personal, academic and ultimate career goals. You will have access to top class facilities to help you succeed in your studies.

UWS provides a range of services and valuable information for all UWS students. These include advice on careers, employment, learning skills, counselling, religious support and support for students with disabilities.

 www.uws.edu.au/international/current_student_support

 www.uws.edu.au/international/current_student_support/campus_life

Services for International students

» The **International Student Advisors (ISAs)** work closely with the Registrar's Office (RO) and Student Support Services. You might have many questions throughout your studies and UWS International can provide you with information, advice and referrals. International Student Advisors provide help and guidance on most matters relating to your stay in Australia, such as:

- visas
- fees
- enrolment
- unit variations
- applying for a new course
- changing courses
- academic performance.

 www.uws.edu.au/international/current_student_support/student_advisors

» The **International Academic Preparation Program** is especially designed for new international students. It will assist you in your transition to the Australian university setting giving you valuable information and hands-on practical experience of:

- Australian academic culture
- tutorial participation and working in groups
- time and stress management
- forms of assessment
- assignment preparation
- academic writing
- rules of plagiarism.

Register for this free course at Orientation or email isa@uws.edu.au.



Accommodation at UWS



Nirimba (Blacktown) campus accommodation

Finding the right home for you!

UWS offers a wide range of accommodation on each campus, providing you with high quality, affordable accommodation that gives a rich and balanced living and learning environment. You will have the choice of self-catered accommodation ranging from residential halls to townhouses, cottages and units/apartments. Furniture varies with your accommodation choice, including beds, desks, fridges and/or fully furnished kitchens, lounge and dining areas. The ideal place to relax with your peers after a hard day of studying!

Bankstown

The Kiemah Residential College (Bankstown) is one of the University's most modern accommodations. The accommodation consists of 22 self contained and furnished four single bedroom villas.

Kiemah Residential College

http://residences.uws.edu.au/bankstown_accommodation.html

Apply online at:

<http://resapplication.uws.edu.au>

Nirimba (Blacktown)

Blacktown campus is located in the suburb Quakers Hill – one of many suburbs in the Blacktown City Council area. The campus is only 10 minutes' walk from the nearby Quakers Hill train station and is a 15 minute train trip to the Blacktown shopping and business centres.

Fred Hollows Residential College

http://residences.uws.edu.au/nirimba_accommodation.html

Apply online at:

<http://resapplication.uws.edu.au>

Campbelltown

Campbelltown offers a unique balance between city and rural living, located about 1 hour by train or car from the Sydney CBD. The Gundyji Residential College (Campbelltown) is modern and consists of furnished 1, 3 and 5 bedroom apartments and townhouses. This comfortable and harmonious environment is located only 5 minutes walk from the main academic area.

Gundyji Residential College

http://residences.uws.edu.au/campbelltown_accommodation.html

Apply online at:

<http://resapplication.uws.edu.au>

Hawkesbury

Situated on 1,500 hectares of land which includes heritage buildings, a working farm and Vineyards is the Hawkesbury Residential College. The college offers fully furnished self-catered single room accommodation in Halls of Residence, and 4 bedroom Villas. Located only 25 minutes from the University's Penrith Campus, Hawkesbury College provides an alternative place of residence for those students studying at Penrith Campus who would prefer to live in this charming semi-rural landscape, with stately heritage listed buildings and extensive sporting facilities. We have made it easier with introduction of a FREE shuttle between the Penrith and Hawkesbury Campus.

Hawkesbury Residential College

http://residences.uws.edu.au/hawkesbury_accommodation.html

Apply online at:

<http://resapplication.uws.edu.au>

Parramatta

UWS Village [Parramatta], the University's newest on-campus student accommodation facilities opened its doors in January 2009. With a range of brand new, fully furnished one to eight bedroom apartments, flat screen televisions, high quality fittings, spacious kitchen and dining areas and in-room internet, UWS Village delivers the highest standards in accommodation for students.

UWS Village

www.uwsvillage.com.au

T: 61 2 9270 1600

Apply online at:

www.uwsvillage.com.au

Penrith

Located approximately 60 minutes from Sydney CBD, is the University of Western Sydney Penrith Campus, home of Penrith Residential College. Penrith College is situated on the outskirts of Penrith, only 5 minutes to Penrith CBD. The accommodation facilities consist of 20 self contained and furnished five single bedroom townhouses situated 5 minutes walk to main auditoriums and lecture halls. For those who would prefer live at the Hawkesbury Residential Colleges in Richmond and enjoy the rich history and traditions of the past 117 years, whilst studying at Penrith, we have made it easier with introduction of a FREE shuttle between the Penrith and Hawkesbury Campus.

Penrith Residential College

http://residences.uws.edu.au/penrith_accommodation.html

Apply online at:

<http://resapplication.uws.edu.au>

tip

Book your UWS accommodation early to avoid disappointment

About your offer

Which offer have you received?

Offer of Admission

This offer is unconditional as you have satisfied all requirements of entry into UWS. You are able to accept your offer now! Carefully read the information below and submit the form of acceptance to UWS International.

OR

Conditional Offer of Admission

This offer has conditions you need to fulfil before you are able to start your studies at UWS. You are able to accept your offer on a conditional basis. Please satisfy all the conditions as stated on your offer prior to the commencement date of your studies and send us evidence of fulfilling the conditions as soon as possible. You will then receive an unconditional (or 'full') offer.

Additional information on your offer


If you enrol in an English Language program you must ensure that you complete your English Language program before commencing your studies at UWS. All results must be submitted to UWS International before you commence your studies.


Advanced Standing (Academic Credit)

Advanced Standing is recognition of prior learning in terms of experience and/or prior studies.

If you have applied for Advanced Standing the outcome of your application should be noted in your Admission Application Outcome letter. The duration of your studies will have been adjusted to reflect the reduced length of your study.

You haven't applied for Advanced Standing but would like to do so? Please apply as early as possible to enable sufficient time for assessment.

 www.uws.edu.au/international/admissions/academic_credit_advanced_standing

 Application Form:
www.uws.edu.au/_data/assets/pdf_file/0009/118566/OAR00010_0410_Advanced_Standing_Application_WEB.pdf

Make sure you include any academic transcripts and awards not already provided with your original application for admission. All documents must be originals or certified copies and translated English versions must be included. If UWS does not have an agreement or articulation in place with the institution where you studied, you should provide either a copy of the related subject outline or a web link to assist with assessment of your application.

The University's preferred communication is via email and your Advanced Standing application can be sent by replying to the email account from which you received your offer letter. Alternatively, lodge your application directly at UWS International on any campus or post to:

UWS International Admissions
University of Western Sydney
Locked Bag 1797
Penrith NSW 2751 Australia

If your application for Advanced Standing is successful, you will receive a new Admission Application Outcome letter. Applications for Advanced Standing lodged at least four weeks before day one of classes will receive a response by the first day of classes. Applications will continue to be accepted up until day one of classes but a response cannot be guaranteed before classes commence.

Families

Students wishing to bring children and/or their spouse (dependants) will need to consider

- » visas
- » health cover
- » schooling.

 www.immi.gov.au/students/index.htm

School-age dependants

All school-age dependants must attend school in NSW. Please note that school fees will apply to all school-age children.

 www.schools.nsw.edu.au/gotoschool/intnl_students/index.php

Overseas Student Health Cover (OSHC)

Overseas Student Health Cover is compulsory for everyone holding a student visa. You will need to purchase OSHC for the proposed duration of your student visa and include this payment with your tuition fees when accepting an offer of study at UWS. The following health covers are available:


- » **Singles:** covers only the valid student visa holder
- » **Dual family:** covers one valid student visa holder plus **either** one adult spouse or recognised de-facto partner **or** one or more dependant children
- » **Multi-family:** covers one student visa holder plus **more than one** dependant which can only include one adult spouse or recognised de-facto partner **and** one or more dependant children.

 www.oshcworldcare.com.au

Travel concessions in Australia

International students are not eligible for concessions on government operated trains, buses or ferries (with the exception of Exchange Students and some scholarship holders).

However, you may be eligible for concessions from private bus companies and for interstate or long distance train travel.

 www.131500.com.au

tip

If you need academic preparation or more English UWSCollege can help you!
www.uwscollege.edu.au

Accept at UWS

Step 1: Apply for your student visa

You must obtain a student visa before you come to study in Australia. To accept the offer of admission, you must contact your nearest Australian Embassy or Diplomatic Post to find out what you must do to apply for a student visa.

If you are applying to study with assistance from one of our authorised overseas agents, they will be able to assist you with these procedures.

 www.immi.gov.au/students

Step 2: Accept your offer

UWS requests that no less than six weeks before the commencement of classes you should:

Read carefully

- » the UWS Refund Agreement
www.uws.edu.au/international/admissions/refund_agreement
- » the Overseas Student Health Cover (OSHC)

Complete the Acceptance form (see page 15)

- » Pay your tuition fees for the first session and any other charges described in the Offer of Admission
- » Complete the electronic Confirmation of Enrolment (eCoE) request form (see page 16)
- » Sign and return the acceptance, eCoE request and payment to the University.

The University's preferred communication is via email and your forms can be sent by replying to the email account from which you received your offer letter. You could also:

Fax to: +61 2 9685 9314

Mail to: UWS International Admissions
Parramatta Campus
Locked Bag 1797
Penrith NSW 2751 Australia

or Return to your Agent

Students with a quota imposed on the program

To secure a place within your chosen program, we highly recommend you to accept your offer and make payment as early as possible. If you miss the deadline you will be made an offer into the next available intake.

tip

You can accept conditional offers by making your tuition fees payment for the first session

Students with a conditional offer

You can accept your offer on a conditional basis.

If you find later that you are not able to meet the prerequisite requirements in time for the start (ie English language requirements or successful completion of a pre-requisite course) you may either request a deferment in writing of your course commencement to the next available intake or request a refund of the money paid. The University's normal refund policy would apply in these circumstances.

Received your offer from UAC?

If you are an international student completing an Australian Year 12 qualification, onshore or offshore, you will still need to accept through the acceptance forms in this offer pack.

Step 3: Your Confirmation of Enrolment (eCoE)

Once we received all of the above, we will send you an electronic Confirmation of Enrolment (eCoE) that confirms your acceptance of admission to the course. When you receive your eCoE, you need to:

- » Set up your MyUWSAccount
<https://myuwsaccount.uws.edu.au>
- » Take your eCoE to the DIAC office stated on your eCoE request to obtain your student visa
www.immi.gov.au/students

Step 4: Enrolling in your UWS course with MySR (see page 12)

Step 5: Read and make sure you understand the following

Orientation program start date

UWS offers a compulsory Orientation program (see page 13) that starts approximately 10 days prior to the start of classes.

First day of classes and late start

UWS classes begin on the date specified on your offer letter. If you are unable to start on the date specified in your offer letter you must apply to receive written permission from UWS International to begin your program late. You must email the admissions officer listed at the bottom of your offer letter setting out your reason for the request. You will be permitted to enrol ONLY on presentation of an approved email response. Without approval for a late start you should not leave your home country. Please allow 48 hours from the time of your email for a response from UWS. Requests for approval of a late start will NOT be considered if lodged after TUESDAY before the first day of classes.

NOTE: Applicants for the Bachelor of Nursing (Graduate Entry) are not able to start at a later date. Bachelor of Nursing (Graduate Entry) students start on 6 January 2011.

Payment of tuition fees obligation

The fees listed in your offer letter are variable and are subject to change without notice on an annual basis.

Deferment of a program of study

Should you wish to defer the commencement of your course please write to UWS requesting a deferment with explanation of the reason. You must also attach a copy of your offer letter. UWS will advise the outcome of your deferment request.

NOTE: Your application will be reassessed against the academic and English language entry criteria for the new commencement period before a deferment is approved.

Refund request

The UWS Refund Agreement complies with Federal Government legislation and applicants should read and understand the declaration before signing. Please refer to www.uws.edu.au/international/admissions/refund_agreement and the Government's [ESOS information page](http://www.esos.gov.au/quickinfo/refunds_for_students.pdf) http://www.esos.gov.au/quickinfo/refunds_for_students.pdf

Enrol at UWS

7 simple steps

- 1 Set up your MyUWS Account
<https://myuwsaccount.uws.edu.au>
- 2 Plan your course
www.uws.edu.au/newstudents
- 3 Login to MySR
<http://myuws.uws.edu.au>
- 4 Complete the online forms
- 5 Select and confirm your units
- 6 Print your receipt and log out
- 7 Register into your tutorials using PlatformWeb through MyUWS
www.uws.edu.au/tutorialregistration

If you have accepted your offer, paid fees for the first session and received an eCoE, you are ready to enrol online via MySR (within the enrolment period).

Step 1: Set up your MyUWSAccount

Your MyUWSAccount [<https://myuwsaccount.uws.edu.au>] is a secure, environment providing a username and password for your access to many UWS areas. We send important information about your enrolment to your student email account, not by post, so it's important that you check it often.

Step 2: Plan your course

All students – check your course structure and unit selection options

The first thing you need to do is check the online handbook for information about the structure of your course and available units. This is available at: <http://handbook.uws.edu.au/hbook/>

Students commencing mid-year should check the unit selection information linked from the Academic Advising Schedule at: www.uws.edu.au/students/stuadmin/start/local/info

Academic Advising sessions

Academic staff have scheduled specific times to advise new students on their course. Please check the Academic Advising schedule online.

Further information

If you need further information or academic advice, contact your Head of Program or check if an Academic Advising session is being held for your course and if you are required to attend. This information is available at: www.uws.edu.au/newstudents

Advanced Standing

If you have completed studies at another university or at TAFE, you may be eligible for credit for that study (Advanced Standing). You can get an application for Advanced Standing from any Student Centre at: www.uws.edu.au/forms. If you intend applying for Advanced Standing, go to www.uws.edu.au/admissions for information about what you must provide to have your application considered and processed as quickly as possible.

Step 3: Login to MyStudentRecords (MySR)

To access MySR go to MyUWS [<http://myuws.uws.edu.au>] and use your Student ID number and password to login. Then click the 'MyStudentRecords' link on the left of the page. Click on the 'Enrolment' link listed in the menu on the left hand side of the page. This page will display the steps you need to follow to complete your enrolment. If you are accessing MySR from home, you need to be aware that:

- » MySR uses pop-up windows. Windows XP Service Pack 2, virus protection programs and web browsers may block these pop-ups. Information on disabling pop-up blockers is downloadable from the 'Help' section at the bottom right hand corner of MyUWS.
- » You need to have Javascript installed on your computer to use MySR.

Help using MySR is available online at: www.uws.edu.au/students/stuadmin/mysrhelp

Step 4: Complete the online forms

You must complete all required forms and steps in order: Personal details, Address Verification, Course details, Special Requirements, Unit Sets, Declaration, Government Statistics and Commonwealth Assistance Form (eCAF). Some pages have help available — look for the red button.

Step 5: Select and confirm your units

Unit selection is managed using a shopping cart. You need to 'fill' the cart with all the units you intend to study for the full year. Some students may find core units already listed, and will only need to confirm their enrolment in these. Other students will have to add all their units by entering the code in the 'Unit Code' field.

Step 6: Print your receipt and log out

Once your enrolment has been completed, a receipt of your enrolment will be displayed. Please save and/or print a copy for your records.

Step 7: Register into your tutorials

You must now register for your tutorials. To complete tutorial registration, use your MyUWSAccount details to log on to PlatformWeb through MyUWS at: <http://myuws.edu.au>

tip

Try and complete as much of your enrolment before attending Orientation. If you can't complete enrolment, check out the Academic Advising Schedule that will be held at Orientation.

Orientation at UWS

Starting studies at a university is exciting. Studying in another country is exceptional: a new environment, new faces, and a new way of learning. At UWS, we strive to play a key, supportive role in your academic growth. Our Orientation program will help you in your transition to university – and to a new chapter of your life.


[www.uws.edu.au/
international/orientation](http://www.uws.edu.au/international/orientation)

Orientation is the time to ask all questions, to meet other students, have fun and dive into the Australian culture!

Orientation introduces you to the University and key staff members, and provides you with crucial information and advice that will assist you in adjusting to the living and learning environment of the University. You will receive academic advice about your course and support in how to enrol in the correct units of study.

The UWS Orientation program runs over two days and is specifically designed for international students and usually takes place 10 days before classes commence. All international students are invited and should attend!

Please ensure you check your offer letter for details about your orientation program and make sure you arrive in Australia at least one to two days before the commencement of the Orientation Program.

 [www.uws.edu.au/international/
important_dates](http://www.uws.edu.au/international/important_dates)

tip

Remember to enrol before arriving at Orientation.

Orientation Checklist

These are the documents you need to bring on the first day of Orientation:

- Your passport;
- Copy of both pages of the most recent offer letter issued to you;
- Copy of your electronic Confirmation of Enrolment (eCoE);
- ALL relevant original certificates and transcripts from previous courses AND one set of photocopies of these documents (required for Provisional and Conditional Offers)
- Tuition Fee payment (ONLY if making payment on the day) – only credit card or cheque accepted



Checklist

- Check the outcome of your offer (see page 10)
- Apply for your student visa (see page 11)
- Join UWS by accepting your offer (page 11)
- Read the UWS Refund Agreement (page 11)
- Arrange Overseas Student Health Cover (www.oshcworldcare.com.au) (page 10)
- Apply for Advanced Standing (if applicable) (see page 10)
- Submit the Confirmation of Enrolment request (page 16)
- Make your payment for the first session (pages 15-16)
- Enrol online in your course (page 12)
- Apply for accommodation at UWS (page 9)
- Apply for airport pick-up (if required) (see pages 17-18)
- Find out cost of living and plan your budget (www.uws.edu.au/international/pre-departure/cost_of_living)
- Get to know your destination – beautiful Sydney (www.uws.edu.au/international/pre-departure/sydney_lifestyle)

Helpful links

UWS International

www.uws.edu.au/international

Pathways Programs

www.uwscollege.edu.au

Accept@UWS

www.uws.edu.au/international/admissions/how_to_accept

Enrol@UWS

www.uws.edu.au/international/admissions/enrol

UWS campus information

www.uws.edu.au/international/campus_information

Accommodation@UWS

www.uws.edu.au/international/accommodation

Student support

www.uws.edu.au/international/current_student_support

Transportation information

www.131500.com.au

Careers & Cooperative Education

www.uws.edu.au/community/in_the_community/careers

Have fun with uwsconnect trips & tours

www.uwsconnect.com.au

UWS Residential Colleges

<http://residences.uws.edu.au>

UWS Village [Parramatta]

www.uwsvillage.com.au

Fax both sides of this form to: +61 2 9685 9314

Acceptance to study at UWS

Name	
Student Number	
Course	
Commencement Date (dd/mm/yy) / /	
Home Residential Address	
Postcode	Country
Telephone	
Email	

I accept the offer of Admission to the University of Western Sydney in the above named course, as indicated on the official UWS Offer Letter.

- » I have attached a copy of my offer letter
- » I have read and understood the International Student Fees (online) http://www.uws.edu.au/international/course_fees and Refund Agreement (online) http://www.uws.edu.au/international/admissions/refund_agreement
- » I have read and understood the Government's description
- » I have read and understood the conditions of Overseas Student Health Cover as explained in the leaflet enclosed with my Letter of Offer or as per information available at: www.uws.edu.au/international/current_student_support/overseas_health_cover

- » I understand that the contents of my Letter of Offer supersedes any previous information I may have received concerning my admission to the University in this program and that a new Letter of Offer must be issued or authorised by UWS International to change any of the contents of the initial letter.
- » I will arrive in Sydney in time to attend the International Student Orientation Program that is offered prior to class commencement.
- » I am aware that the University, upon receipt of my payment of tuition fees and Overseas Student Health Cover (OSHC) payment, will forward a Confirmation of Enrolment (eCoE) for visa processing to me.
- » I am aware that my tuition fees are due at the commencement of each session of study.
- » I understand that any academic credit/advanced standing that I am granted may decrease the total duration of my program.
- » I am aware that information provided to the University may be made available to Commonwealth and State agencies, pursuant to obligations under the ESOS Act 2000 and the National Code 2007, as explained at http://www.uws.edu.au/_data/assets/pdf_file/0004/47038/international20_refund.pdf
- » If my program is fully subscribed at the time UWS receives my payment, I request:

Please choose one option

- A refund of my fees
- A new offer to be made for the next available intake.

Signature
Date (dd/mm/yy) / /

Payment Details

Your Payment must be made:

- » payable to the University of Western Sydney
- » in Australian Dollars
- » making reference to your name and Student ID

The following options are available for commencing students to make payment to UWS:

- Payment by credit card.
- Telegraphic Transfer from an overseas account or Bank transfer in Australia – a copy of the transfer must be attached to your Acceptance form.
- Australian Bank Cheque made out to: The University of Western Sydney (this must be attached to your Acceptance form).

Please use the payment form provided on the following page.

Confirmation of Enrolment (CoE) Request

This information is required by the Department of Immigration and Citizenship (DIAC) for the issue of your Student Visa.
The eCoE does not confirm your enrolment at the university.

Visa Status

Do you need a eCoE?

<input type="checkbox"/> Yes	If Yes, please complete the eCoE Request form and Payment Options.
<input type="checkbox"/> No	If No, please provide evidence of your visa status, visa category and visa duration*. Please complete Payment Options.

eCoE Request Form

Please PRINT and make sure that ALL details are supplied and are correct.

Student Number
Given Name
Family Name
Commencement Date (dd/mm/yy) / /
Date of Birth (dd/mm/yy) / /
Sex M <input type="checkbox"/> F <input type="checkbox"/>
Country of Birth
Nationality
Course Code
Course Name
Campus
City/Country where the visa application will be lodged
Passport Number

Please send eCoE to

Name
Fax
Email

Student Contact Details

Phone
Fax
Email

Overseas Student Health Cover (OSHC)

Do you require OSHC to be arranged for you? (tick one of the following)

<input type="checkbox"/> I have OSHC valid to (dd/mm/yy) / /
Policy No:
<input type="checkbox"/> I do not have OSHC and would like UWS to arrange it for me (see page 10)
Single <input type="checkbox"/> Dual family <input type="checkbox"/> Multi- family <input type="checkbox"/>

Payment Advice

My fees have been paid by: (tick one of the following)

<input type="checkbox"/> Telegraphic Transfer (please attach copy of transfer – authority attached)
<input type="checkbox"/> Australian Bank Cheque (attached)
<input type="checkbox"/> Credit Card (copy of credit card payment authority attached)

*Note: all applicants will need to submit a certificated copy of their passport.

Payment Options

Applicant/Student Details

Student Number
Title
Family Name
Given Name(s)
Date of Birth (dd/mm/yy) / /
Phone
Email

Credit Card Payment

I authorise the University of Western Sydney to debit the credit card below for the amount of \$AUD_____ for payment of above fee(s).

Credit Card Number
<input type="checkbox"/> MasterCard (Eurocard) <input type="checkbox"/> Visa
Name of cardholder
Expiry Date (dd/mm/yy) / /
Signature of cardholder
Date (dd/mm/yy) / /

Telegraphic Transfer Payment

Overseas Telegraphic transfer from an overseas account or Bank transfer in Australia (tick one of the following).

<input type="checkbox"/> Overseas Telegraphic Transfer
<input type="checkbox"/> Australian Bank Transfer
Date Transfer transmitted (dd/mm/yy) / /
Account Name: University of Western Sydney
BSB: 062000
Account Number: 13434939
Bank Details: Commonwealth Bank, 48 Martin Place, Sydney NSW 2000 Australia
Swift Code: CTBAAU2S
<i>A copy of the Overseas Telegraphic or Australian Bank transfer must be attached to this form.</i>
<input type="checkbox"/> Australian Bank Cheque
Made out to: The University of Western Sydney <i>Please attach the Bank Cheque to your Acceptance Form</i>

Please attach and return this form with the Acceptance of your Offer

Airport Pick Up Application

For new international students commencing at the University of Western Sydney

Steps for Lodging a Successful Airport Pick Up Application

Use the information below as a checklist for applying for airport pick up and advice on what to do when you arrive in Sydney.

STEP 1

As soon as complete flight arrival details are known

Complete this form clearly in ink (black/blue), ensuring that ALL information requested is provided (see Important Information for ALL applicants at the end of this form).

STEP 2

Once this form is completed

Fax the completed form overleaf to UWS International at (+61 2) 4736 0922

OR

Scan and email to isa@uws.edu.au

STEP 3

Within three working days of submission

Expect confirmation from UWS International by email. If you do NOT receive confirmation, please resend your application noting that it is being resent. If, after the second notice, still NO confirmation has been received, telephone UWS International on (+61 2) 4736 0925 between 10.00am and 4.00pm Sydney time (GMT + 10 hrs or, + 11 hours from Nov. to March) to clarify receipt of application.

STEP 4

As soon as confirmation is received by you

Verify the details given in the confirmation. If CORRECT, do nothing! If INCORRECT resubmit application as soon as possible noting corrections/additions clearly, and wait for second confirmation.

STEP 5

Once you arrive at Sydney International Airport

Your designated Airport Pick Up service is provided by Hawkesbury Shuttle Service to all UWS campuses. Hawkesbury Shuttle Service drivers will hold a board saying "UWS Students". Depending on your arrival zone given below, look for the Hawkesbury Shuttle Service driver at the appropriate location:

Arrival Zone A

**If you arrive mid January – March 2012
OR mid June – late July 2012**

Meet the Hawkesbury Shuttle Service driver at the Universities' Reception Desk (URD) on the concourse of the Arrival Level. Check in at the URD and get any UWS and other relevant information from there.

Arrival Zone B

If you arrive OUTSIDE the dates specified in Arrival Zone A

After you exit customs, turn right and walk along the concourse of the Arrival level until you reach the McDonald's Restaurant, just past Area A, and look for the Hawkesbury Shuttle Service driver near the 'Shuttle Bus Meeting Point' sign.

PLEASE NOTE: the Hawkesbury Shuttle Service driver should have your name recorded on an expected arrival list. If your name is not on that list, OR if you arrive at a different time or date than that specified on your confirmation, Hawkesbury Shuttle Service may only be able to take you when the next service to your destination is available.

ONLY if you have followed the above instructions and have NOT located the Hawkesbury Shuttle Service driver, please call Hawkesbury Shuttle Service directly on 0412 571 125.

Personal Details

Family name on passport		
Given names on passport		
Date of Birth (dd/mm/yy)	/	/
Sex	M <input type="checkbox"/>	F <input type="checkbox"/>
Nationality		

Please include the names and relationship of any passengers accompanying you and who are NOT applying separately for airport pick up:

Flight Details

Complete flight No

(This should be written as a two letter airline code plus 3 or 4 digits to indicate the flight no. eg. QF002, UA815, SQ219 etc.)

Expected date of arrival (dd/mm/yy)	/	/
-------------------------------------	---	---

Please check with flight schedule if departure date differs from arrival date, especially if travelling west to Australia.

Expected time of arrival

Please use 24 hour clock, eg. 1535 for 3.35pm, 0535 for 5.35am

Last city departed on this flight

Accommodation Destination Details

For this application to be accepted, you must provide either:

- » a confirmation of your accommodation with Student Residences (see CHECK section below), OR
- » agreement that you will be delivered to your campus of study, without any confirmation of accommodation.

NO other destinations will be accepted.

Which campus is your intended campus of study?

Identify one campus only by writing '1' in the appropriate box below. ONLY if your campus of study is not the same as your intended campus of residence, put '2' in a second box to indicate your campus of residence.

- Bankstown (Milperra)
- Parramatta (including Rydalmere, but excluding Westmead)
- Penrith (Kingswood and Werrington)
- Campbelltown
- Hawkesbury (Richmond)

If you have applied for accommodation with Student Residences, please cite the campus of accommodation and the date of confirmation:

Campus confirmed		
Date of confirmation (dd/mm/yy)	/	/

If you have arranged private accommodation (ie NOT through UWS Student Residences), please identify the campus where you wish to be delivered by writing '3' in the relevant campus selection above. You will have to make your own way from the campus you nominate to your accommodation.

Please note that deliveries to other locations are not available through this service.

Your home country contact details for receiving the confirmation:

Fax: Country code	Area code
Number	
Email	

Please sign and date this application to make it valid, and acknowledge that you have read and accepted the terms of airport pick up as outlined.

Signature		
Date (dd/mm/yy)	/	/

CHECK: Have you completed every question?

Important Information for ALL Applicants.

1. Students seeking to be picked up by the University's airport pick up service can only be delivered to the University accommodation destinations listed above, unless otherwise approved prior to departure. Students should NOT seek to be delivered elsewhere without prior agreement.
2. This form does NOT include accommodation. All applications for accommodation must be made separately to Student Residences or UWS Village [Parramatta] on the Student Accommodation application form at www.uws.edu.au/international/accommodation
3. The information entered on this form must be both complete and readable. Any information that is unreadable, incorrect or absent will jeopardise the success of your application and UWS cannot take responsibility for this. Therefore, UWS International will provide a confirmation of what has been received by this office. If that confirmation contains errors, it is the responsibility of the applicant to advise UWS of the corrected or missing information, not less than three days before the date of the earliest expected arrival. If no confirmation is received from UWS International, the application cannot be deemed to have been received by the University, and the University cannot be held accountable for any failure to pick the applicant up.
4. While every effort will be made to fulfill the commitment to pick students up as confirmed, UWS cannot be held responsible for failures to do so beyond its control.

Contact UWS

UWS International

UWS International
Locked Bag 1797
Penrith NSW 2751 Australia
T: 02 9852 5499
F: 02 9678 7160
E: internationalstudy@uws.edu.au
W: www.uws.edu.au/international

International Student Advisors

UWS International – Parramatta Campus
Locked Bag 1797
Penrith NSW 2751 Australia
T: 02 9685 9491
F: 02 9685 9528
E: isa@uws.edu.au
W: www.uws.edu.au/international/advisors.html

NOTE: UWS is a multi-campus and dynamic institution. UWS reserves the right to alter the location of its courses between UWS campuses and other locations as necessary. Students should be aware of the possibility of change of location for the whole or part of course for which they enrol and should plan for the need to travel between UWS campuses. (UWS CRICOS Code 00917K)

UWSCollege (CRICOS 028516) is wholly-owned by the University of Western Sydney (CRICOS 00917K)