

# **Report: Student Feedback on Unit (SFU) Survey**

**University of Western Sydney**

**Summary Traffic Light Report**

**Session: 2010.1 & 2010.2**



## TECHNICAL NOTES

### Background

This report has been provided as a summary to the individual SFU reports for this School.

### Which Units are Included?

Only Units that had an SFU survey conducted in 2010.1 (Autumn, Quarter 1, Quarter 2, Term 1, Summer School).

Please note that Units are grouped by those with performance ratings then those without. Each group is sorted alphabetically by Unit name.





### Rating Scale Used

The data collected in this survey were based on a 5 point rating scale from 1 through to 5 as follows:

SD	Strongly Disagree	(1 on the rating scale)
D	Disagree	(2 on the rating scale)
N	Neutral	(3 on the rating scale)
A	Agree	(4 on the rating scale)
SA	Strongly Agree	(5 on the rating scale)

### Unit Performance

A traffic light system (i.e. green, orange or red) is used to show Unit performance. Performance for each Unit's item is measured as follows:

-  Mean  $\geq 4.00$  (Agree to Strongly Agree)
-  Mean  $\geq 3.50$  and  $< 4.00$  (approaching Agree)
-  Mean  $< 3.50$  (closer to Neutral than Agree)
-   $< 4$  responses, therefore not enough data to determine

Means are rounded to 1 decimal place. This can affect the colour of the traffic lights. For example, a Unit Item with a mean of 3.95 would be rounded to 4.0 but would be highlighted orange, whereas one with a mean of 4.04 would also be rounded to 4.0 but be highlighted green.

### REPORT A & B: STUDENT FEEDBACK ON UNITS (SFU), MEANS BY COLLEGE BY SCHOOL BY ITEM, 2010

These reports provide an overall summary of SFU performance down to the School level across UWS for 2010.1 & 2010.2 respectively.

### REPORT C: SUMMARY TABLE OF SFU COMMENTS - UWS, 2010

CEQuery provides a tabular summary of Best Aspects and Needs Improvement comments for UWS for sessions 2010.1 and 2010.2 respectively.

**APPENDIX A: STUDENT FEEDBACK ON UNITS (SFU), MEANS BY COLLEGE BY SCHOOL BY ITEM, 2010.1**

Item	COA						COB						COHS						UWSC	UWS		
	SCA	SoEdu	SHL	SoP	SSS	Total	SoA	SEF	SoL	SoMgt	SoMktg	BAS	Total	SBHS	SCM	SNS	SoEng	SoMed			SoN	Total
1. [Unit Content] - The unit covered what the unit outline said it would.	4.11	4.14	4.18	4.18	4.04	4.13	3.99	4.07	4.13	3.98	4.07	3.76	4.02	4.14	4.09	4.14	4.02	n.a	4.10	4.10	4.01	4.08
2. [Relevance] - I was able to see the relevance of this unit to my course.	4.09	4.27	3.91	4.18	3.88	4.06	3.94	3.97	4.14	3.95	4.04	3.17	3.92	4.15	3.83	4.08	3.93	n.a	4.07	4.04	3.87	4.00
3. [Learning Design] - The learning activities in this unit have helped my learning.	3.96	4.07	3.95	3.94	3.76	3.95	3.69	3.75	3.92	3.75	3.87	3.24	3.73	3.96	3.80	3.93	3.86	n.a	3.94	3.92	3.85	3.86
4. [Assessment Activities] - The assessments in this unit have helped me learn.	3.96	4.00	3.95	3.82	3.75	3.92	3.50	3.71	3.81	3.75	3.88	3.30	3.67	3.88	3.86	3.86	3.84	n.a	3.91	3.88	3.79	3.82
5. [Assessment Feedback] - I was able to learn from feedback I received in this unit.	3.76	3.79	3.78	3.43	3.59	3.71	3.43	3.52	3.57	3.60	3.66	3.39	3.53	3.55	3.61	3.58	3.64	n.a	3.69	3.62	3.76	3.63
6. [Assessment Guidelines] - There were clear guidelines for all assessment tasks in this unit.	3.79	3.80	3.94	3.79	3.53	3.80	3.60	3.90	3.81	3.65	3.76	3.62	3.73	3.79	3.90	3.80	3.67	n.a	3.83	3.80	3.85	3.78
7. [Learning Resources] - The learning resources provided for this unit helped me to engage in learning.	3.78	3.92	3.87	3.79	3.67	3.82	3.55	3.75	3.81	3.65	3.76	3.33	3.66	3.82	3.70	3.76	3.70	n.a	3.83	3.78	3.77	3.76
8. [Learning Flexibility] - The unit provided a reasonable amount of flexibility for study.	3.87	3.97	3.91	3.89	3.89	3.91	3.50	3.86	3.75	3.81	3.77	3.31	3.69	3.77	3.75	3.83	3.81	n.a	3.78	3.79	3.67	3.79
9. [Learning Spaces] - The teaching & learning spaces used for this unit were adequate.	4.02	3.98	3.99	3.97	3.92	3.98	3.73	3.89	3.92	3.91	3.92	3.52	3.84	3.92	3.85	3.96	3.81	n.a	3.87	3.89	3.83	3.90
10. [Workload] - The amount of work required in this unit was reasonable.	3.98	4.00	3.93	3.92	3.93	3.96	3.58	3.94	3.81	3.91	3.86	3.18	3.75	3.83	3.78	3.86	3.86	n.a	3.84	3.84	3.77	3.84
11. [Equity/Fairness] - In this unit, people treated each other fairly & with respect.	4.29	4.31	4.32	4.33	4.20	4.29	4.04	4.15	4.17	4.16	4.13	3.97	4.11	4.22	4.12	4.17	4.11	n.a	4.15	4.16	4.01	4.18
12. [Generic Skills] - This unit helped me develop my skills in critical thinking, analysing, problem solving &	3.90	4.06	3.93	3.91	3.78	3.93	3.65	3.80	3.93	3.81	3.88	3.46	3.77	3.89	3.79	3.86	3.88	n.a	3.90	3.88	3.82	3.86
13. [Overall Experience] - Overall, I've had a satisfactory learning experience in this unit.	4.02	4.07	4.03	3.98	3.88	4.01	3.64	3.87	3.93	3.83	3.94	3.28	3.78	3.98	3.81	3.96	3.87	n.a	3.92	3.92	3.86	3.90

Performance	Units Surveyed:	67	68	90	37	55	317	30	56	50	63	45	1	248	90	56	74	76	0	47	343	69	978
Issued:		7,459	10,783	11,171	4,945	7,988	42,346	5,609	7,014	7,845	6,398	4,244	3,388	34,554	9,488	5,747	5,097	6,094	0	11,243	37,669	3,744	118,413
Returned:		4,323	5,117	6,023	2,190	3,100	20,753	4,102	4,184	3,678	3,860	2,505	2,127	20,503	4,975	2,386	2,589	2,718	0	6,718	19,386	2,510	63,152
Resp. Rate:		58%	47%	54%	44%	39%	49%	73%	60%	47%	60%	59%	63%	59%	52%	42%	51%	45%	n.a	60%	51%	67%	53%
Units with Nil Responses:		7	16	11	3	13	50	1	1	8	0	3	0	13	5	5	14	9	0	9	42	0	109

>=4.00  
*(Agree to Strongly Agree)*  
 >=3.50 & <4.00  
*(closer to Agree than Neutral)*  
 <3.50  
*(closer to Neutral than Agree)*

**APPENDIX A: STUDENT FEEDBACK ON UNITS (SFU), MEANS BY COLLEGE BY SCHOOL BY ITEM, 2010.2**

Item	COA						COB						COHS						UWSC	UWS		
	SCA	SoEdu	SHL	SoP	SSS	Total	SoA	SEF	SoL	SoMgt	SoMktg	BAS	Total	SBHS	SCM	SNS	SoEng	SoMed			SoN	Total
1. [Unit Content] - The unit covered what the unit outline said it would.	4.02	4.14	4.16	4.23	4.17	4.14	3.98	4.14	4.19	3.92	4.08	4.04	4.05	4.11	4.11	4.22	4.00	3.91	3.98	4.06	4.04	4.08
2. [Relevance] - I was able to see the relevance of this unit to my course.	3.92	4.24	3.95	4.22	3.99	4.06	3.88	4.05	4.19	3.89	4.04	3.72	3.98	4.08	3.90	4.20	4.10	4.31	3.95	4.03	3.86	4.02
3. [Learning Design] - The learning activities in this unit have helped my learning.	3.81	4.06	3.96	4.04	3.91	3.96	3.66	3.93	4.00	3.69	3.88	3.82	3.81	3.92	3.92	4.04	3.86	3.98	3.75	3.86	3.88	3.88
4. [Assessment Activities] - The assessments in this unit have helped me learn.	3.82	4.00	3.93	3.93	3.90	3.92	3.51	3.95	3.97	3.66	3.86	3.87	3.77	3.85	3.90	3.95	3.85	3.56	3.68	3.80	3.88	3.83
5. [Assessment Feedback] - I was able to learn from feedback I received in this unit.	3.71	3.81	3.84	3.65	3.81	3.78	3.41	3.70	3.78	3.55	3.70	3.84	3.62	3.61	3.71	3.68	3.55	3.36	3.52	3.59	3.80	3.67
6. [Assessment Guidelines] - There were clear guidelines for all assessment tasks in this unit.	3.68	3.82	3.91	3.92	3.84	3.83	3.57	4.01	3.95	3.61	3.81	3.95	3.77	3.79	3.90	3.83	3.75	3.44	3.66	3.75	3.90	3.79
7. [Learning Resources] - The learning resources provided for this unit helped me to engage in learning.	3.66	3.92	3.89	3.90	3.85	3.85	3.53	3.88	3.94	3.60	3.81	3.79	3.73	3.80	3.80	3.87	3.71	3.70	3.70	3.76	3.81	3.78
8. [Learning Flexibility] - The unit provided a reasonable amount of flexibility for study.	3.84	3.99	3.95	4.00	3.95	3.95	3.41	3.96	3.96	3.75	3.88	3.80	3.76	3.84	3.85	3.98	3.83	3.71	3.69	3.80	3.77	3.84
9. [Learning Spaces] - The teaching & learning spaces used for this unit were adequate.	3.95	4.03	4.00	4.08	4.05	4.02	3.68	4.00	4.08	3.84	3.97	3.94	3.90	3.97	3.91	4.09	3.82	4.05	3.80	3.90	3.87	3.94
10. [Workload] - The amount of work required in this unit was reasonable.	3.91	4.02	3.99	4.03	3.99	3.99	3.44	4.04	3.99	3.80	3.90	3.86	3.81	3.89	3.87	3.98	3.88	3.81	3.74	3.84	3.83	3.88
11. [Equity/Fairness] - In this unit, people treated each other fairly & with respect.	4.22	4.30	4.30	4.35	4.28	4.29	4.04	4.18	4.20	4.08	4.11	4.11	4.12	4.21	4.14	4.29	4.06	4.25	4.06	4.14	4.03	4.18
12. [Generic Skills] - This unit helped me develop my skills in critical thinking, analysing, problem solving &	3.82	4.06	3.97	4.01	3.98	3.97	3.65	3.94	4.07	3.75	3.92	3.93	3.85	3.91	3.88	3.99	3.89	4.05	3.80	3.87	3.85	3.90
13. [Overall Experience] - Overall, I've had a satisfactory learning experience in this unit.	3.88	4.05	4.04	4.08	4.04	4.02	3.60	3.99	4.07	3.76	3.93	3.88	3.85	3.95	3.91	4.08	3.86	4.04	3.80	3.89	3.88	3.92

Performance	Units Surveyed:																					
<span style="background-color: #90EE90; border: 1px solid black; display: inline-block; width: 15px; height: 10px;"></span> >=4.00 (Agree to Strongly Agree)	62	64	76	30	57	289	31	49	50	59	42	1	235	95	61	76	63	8	51	354	58	946
<span style="background-color: #FFD700; border: 1px solid black; display: inline-block; width: 15px; height: 10px;"></span> >=3.50 & <4.00 (closer to Agree than Neutral)	6,549	8,703	9,481	4,811	6,070	35,614	5,463	4,783	8,792	6,712	4,477	1,200	31,437	8,564	5,437	4,887	4,774	506	12,138	36,590	2,999	106,560
<span style="background-color: #FF4500; border: 1px solid black; display: inline-block; width: 15px; height: 10px;"></span> <3.50 (closer to Neutral than Agree)	3,622	4,790	5,177	2,509	3,007	19,075	3,951	2,803	3,210	4,129	2,331	594	16,945	5,110	2,321	2,378	1,663	370	7,321	19,016	1,403	56,853
Issued:	55%	55%	55%	52%	50%	54%	72%	59%	37%	62%	52%	50%	54%	60%	43%	49%	35%	73%	60%	52%	47%	53%
Returned:	Units with Nil Responses:																					
Resp. Rate:	3	5	6	4	8	26	0	1	2	1	2	0	6	17	4	11	7	1	19	59	0	91

**REPORT C: SUMMARY TABLE OF SFU COMMENTS - UWS, 2010**

Frequency of Best Aspects and Needs Improvement Hits and Ratio of Best Aspects to Needs Improvements Hits

Domain and Sub Domain	UWS 2010.1						UWS 2010.2					
	Best Aspects	Needs to Improve	Total Hits	Rank of Total Hits	Odds BA/NI Hits	Rank of BA/NI	Best Aspects	Needs to Improve	Total Hits	Rank of Total Hits	Odds BA/NI Hits	Rank of BA/NI
<b>assessment</b>	<b>3,166</b>	<b>10,042</b>	<b>13,208</b>		<b>0.8</b>		<b>2,861</b>	<b>9,243</b>	<b>12,104</b>			
expectations	541	2,941	3,482	9	0.2	30	395	2,758	3,153	9	0.1	30
feedback	256	1,669	1,925	13	0.2	31	231	1,516	1,747	13	0.2	29
marking	234	1,118	1,352	18	0.2	29	225	1,122	1,347	17	0.2	28
relevance	596	622	1,218	19	1.0	22	557	545	1,102	19	1.0	21
standards	1,027	3,231	4,258	6	0.3	25	975	2,875	3,850	6	0.3	25
unspecified	512	461	973	21	1.1	21	478	427	905	20	1.1	20
<b>course design</b>	<b>20,161</b>	<b>16,793</b>	<b>36,954</b>				<b>17,535</b>	<b>14,265</b>	<b>31,800</b>			
flexibility	2,790	2,167	4,957	5	1.3	18	2,414	1,894	4,308	5	1.3	17
methods	11,295	6,734	18,029	1	1.7	15	9,923	5,511	15,434	1	1.8	15
practical theory links	1,861	1,005	2,866	11	1.9	13	1,628	831	2,459	11	2.0	13
relevance	2,301	1,816	4,117	7	1.3	20	1,856	1,597	3,453	7	1.2	19
structure	915	4,294	5,209	4	0.2	28	796	3,696	4,492	4	0.2	27
unspecified	999	777	1,776	17	1.3	19	918	736	1,654	14	1.2	18
<b>outcomes</b>	<b>4,779</b>	<b>1,304</b>	<b>6,083</b>				<b>3,683</b>	<b>1,045</b>	<b>4,728</b>			
further learning	46	2	48	31	23.0	1	32	4	36	31	8.0	3
intellectual	1,687	131	1,818	16	12.9	3	1,301	98	1,399	16	13.3	2
inter personal	273	50	323	24	5.5	5	226	68	294	24	3.3	8
knowledge skills	1,601	693	2,294	12	2.3	11	1,208	601	1,809	12	2.0	12
personal	176	11	187	26	16.0	2	145	7	152	26	20.7	1
unspecified	300	87	387	23	3.4	9	259	58	317	23	4.5	6
work application	696	330	1,026	20	2.1	12	512	209	721	21	2.4	10
<b>staff</b>	<b>10,188</b>	<b>3,825</b>	<b>14,013</b>				<b>8,987</b>	<b>3,254</b>	<b>12,241</b>			
accessibility	2,380	998	3,378	10	2.4	10	2,056	850	2,906	10	2.4	11
practical experience	72	15	87	27	4.8	6	60	12	72	28	5.0	4
quality	4,799	1,336	6,135	2	3.6	8	4,332	1,095	5,427	2	4.0	7
teaching skills	2,508	1,357	3,865	8	1.8	14	2,170	1,182	3,352	8	1.8	14
unspecified	429	119	548	22	3.6	7	369	115	484	22	3.2	9
<b>support</b>	<b>4,403</b>	<b>5,960</b>	<b>10,363</b>				<b>3,576</b>	<b>4,752</b>	<b>8,328</b>			
infrastructure	714	1,109	1,823	15	0.6	24	511	831	1,342	18	0.6	24
learning resources	2,396	3,703	6,099	3	0.6	23	2,083	3,002	5,085	3	0.7	23
library	18	69	87	27	0.3	26	5	48	53	30	0.1	31
social affinity	1,117	776	1,893	14	1.4	16	828	601	1,429	15	1.4	16
student administration	56	261	317	25	0.2	27	51	215	266	25	0.2	26
student services	44	32	76	29	1.4	17	43	43	86	27	1.0	22
unspecified	58	10	68	30	5.8	4	55	12	67	29	4.6	5
<b>Total Hits</b>	<b>42,697</b>	<b>37,924</b>	<b>80,621</b>				<b>36,642</b>	<b>32,559</b>	<b>69,201</b>			