

Report: Student Feedback on Unit (SFU) Survey

University of Western Sydney

Summary Traffic Light Report

Session: 2008.1 & 2008.2

TECHNICAL NOTES

Background

This report has been provided as a summary to the individual SFU reports and School-based reports for 2008.





Rating Scale Used

The data collected in this survey were based on a 5 point rating scale from 1 through to 5 as follows:

SD	Strongly Disagree	(1 on the rating scale)
D	Disagree	(2 on the rating scale)
N	Neutral	(3 on the rating scale)
A	Agree	(4 on the rating scale)
SA	Strongly Agree	(5 on the rating scale)

Unit Performance

A traffic light system (i.e. green, orange or red) is used to show Unit performance. Performance for each Unit's Item is measured as follows:

	Mean \geq 4.00 (Agree to Strongly Agree)
	Mean \geq 3.50 and $<$ 4.00 (approaching Agree)
	Mean $<$ 3.50 (closer to Neutral than Agree)
	$<$ 4 responses, therefore not enough data to determine

Means are rounded to 1 decimal place. This can affect the colour of the traffic lights. For example, a Unit Item with a mean of 3.95 would be rounded to 4.0 but would be highlighted orange, whereas one with a mean of 4.04 would also be rounded to 4.0 but be highlighted green.

REPORT A & B: STUDENT FEEDBACK ON UNITS (SFU), MEANS BY COLLEGE BY SCHOOL BY ITEM

These report provides an overall summary of SFU performance down to the School level across UWS for 2008.1 and 2008.2 respectively.

REPORT C: SUMMARY TABLE OF SFU COMMENTS - UWS, 2008

CEQuery provides a tabular summary of Best Aspect and Needs Improvement comments for UWS for sessions 2008.1 and 2008.2 separately.

REPORT A: STUDENT FEEDBACK ON UNITS (SFU), MEANS BY COLLEGE BY SCHOOL BY ITEM, 2008.1

Item	COA						COB						COHS							UWS
	SCA	SoEdu	SHL	SoP	SSS	Total	SoA	SEF	SoL	SoMgt	SoMktg	Total	SBHS	SCM	SNS	SoEng	SoMed	SoN	Total	
1. [Unit Content] - The unit covered what the unit outline said it would.	4.12	4.07	4.24	4.27	4.11	4.17	4.07	4.12	4.16	4.07	4.05	4.06	4.12	4.18	4.06	3.96	3.71	4.04	4.07	4.10
2. [Relevance] - I was able to see the relevance of this unit to my course.	4.03	4.26	3.99	4.25	4.11	4.11	4.00	4.05	4.15	4.07	4.05	4.02	4.21	3.86	4.06	3.83	4.09	3.98	4.00	4.04
3. [Learning Design] - The learning activities in this unit have helped my learning.	3.94	4.05	4.00	4.01	3.94	3.99	3.82	3.86	3.86	3.86	3.84	3.81	4.02	3.93	3.93	3.77	3.72	3.83	3.89	3.90
4. [Assessment Activities] - The assessments in this unit have helped me learn.	3.96	3.93	4.02	3.92	3.93	3.96	3.75	3.79	3.82	3.84	3.79	3.76	3.94	3.91	3.85	3.71	3.05	3.76	3.81	3.85
5. [Assessment Feedback] - I was able to learn from feedback I received in this unit.	3.73	3.70	3.89	3.70	3.72	3.77	3.59	3.62	3.51	3.69	3.50	3.55	3.70	3.75	3.52	3.51	3.13	3.55	3.57	3.64
6. [Assessment Guidelines] - There were clear guidelines for all assessment tasks in this unit.	3.78	3.66	4.03	3.91	3.75	3.85	3.71	3.90	3.81	3.75	3.64	3.72	3.84	3.94	3.76	3.61	3.17	3.68	3.74	3.77
7. [Learning Resources] - The learning resources provided for this unit helped me to engage in learning.	3.77	3.86	3.96	3.91	3.79	3.87	3.71	3.83	3.77	3.74	3.72	3.71	3.85	3.81	3.76	3.57	3.52	3.73	3.76	3.79
8. [Learning Flexibility] - The unit provided a reasonable amount of flexibility for study.	3.95	3.83	3.98	3.98	3.92	3.94	3.61	3.95	3.75	3.88	3.74	3.75	3.89	3.86	3.80	3.59	3.67	3.71	3.77	3.82
9. [Learning Spaces] - The teaching and learning spaces used for this unit were adequate.	3.95	3.86	4.05	4.00	3.94	3.97	3.77	3.95	3.88	3.96	3.86	3.84	3.93	3.94	3.88	3.73	3.92	3.77	3.85	3.89
10. [Workload] - The amount of work required in this unit was reasonable.	4.01	3.89	4.02	3.96	3.96	3.98	3.67	3.99	3.79	3.94	3.84	3.79	3.88	3.89	3.81	3.60	3.70	3.77	3.80	3.86
11. [Equity/Fairness] - In this unit, people treated each other fairly and with respect.	4.27	4.24	4.32	4.35	4.27	4.29	4.04	4.14	4.17	4.21	4.06	4.09	4.24	4.19	4.13	4.07	4.38	4.08	4.16	4.18
12. [Generic Skills] - This unit helped me develop my skills in critical thinking, analysing, problem solving and communicating.	3.90	4.02	4.01	4.00	3.98	3.99	3.84	3.90	3.92	3.91	3.85	3.85	3.98	3.87	3.87	3.75	3.82	3.86	3.87	3.91
13. [Overall Experience] - Overall, I've had a satisfactory learning experience in this unit.	4.00	4.03	4.13	4.09	4.02	4.06	3.82	3.96	3.94	3.98	3.87	3.87	4.04	3.93	3.92	3.72	3.70	3.84	3.90	3.95

Performance	
	>=4.00 (Agree to Strongly Agree)
	>=3.50 & <4.00 (approaching Agree)
	<3.50 (closer to Neutral than Agree)

Units Surveyed:	70	67	88	52	94	371	31	39	42	83	31	227	104	58	83	67	4	42	358	964
Surveys Issued:	6,540	7,482	10,142	5,160	6,820	36,144	6,174	5,623	5,492	6,896	4,079	30,639	8,127	4,679	4,561	5,280	409	9,546	32,602	100,438
Surveys Returned:	3,212	3,272	5,425	2,379	3,205	17,493	2,763	2,057	2,361	4,031	1,906	13,591	4,826	1,890	2,431	1,888	387	6,088	17,510	49,131
Response Rate:	49%	44%	53%	46%	47%	48%	45%	37%	43%	58%	47%	44%	59%	40%	53%	36%	95%	64%	54%	49%
Units Not Surveyed in 2008.1:	6	5	1	0	6	18	1	0	4	0	3	8	5	2	5	8	0	9	29	55

REPORT B: STUDENT FEEDBACK ON UNITS (SFU), MEANS BY COLLEGE BY SCHOOL BY ITEM, 2008.2

Item	COA						COB						COHS							UWS
	SCA	SoEdu	SHL	SoP	SSS	Total	SoA	SEF	SoL	SoMgt	SoMktg	Total	SBHS	SCM	SNS	SoEng	SoMed	SoN	Total	
1. [Unit Content] - The unit covered what the unit outline said it would.	4.05	4.17	4.16	4.21	4.14	4.15	3.99	4.16	4.13	3.99	4.09	4.06	4.10	4.13	4.16	3.92	3.74	3.93	4.02	4.07
2. [Relevance] - I was able to see the relevance of this unit to my course.	3.93	4.33	3.91	4.20	4.12	4.08	3.84	4.10	4.10	3.92	4.00	3.97	4.11	3.87	4.21	4.05	3.98	3.92	4.00	4.02
3. [Learning Design] - The learning activities in this unit have helped my learning.	3.85	4.15	3.88	3.99	3.99	3.97	3.67	4.00	3.87	3.75	3.87	3.81	3.96	3.91	4.02	3.82	3.65	3.68	3.83	3.87
4. [Assessment Activities] - The assessments in this unit have helped me learn.	3.85	4.04	3.91	3.88	3.97	3.93	3.58	3.97	3.86	3.71	3.82	3.76	3.89	3.89	3.96	3.77	3.30	3.59	3.75	3.82
5. [Assessment Feedback] - I was able to learn from feedback I received in this unit.	3.77	3.82	3.80	3.67	3.84	3.79	3.45	3.79	3.60	3.55	3.66	3.59	3.65	3.72	3.64	3.50	3.14	3.39	3.53	3.64
6. [Assessment Guidelines] - There were clear guidelines for all assessment tasks in this unit.	3.78	3.84	3.91	3.89	3.77	3.84	3.66	4.02	3.88	3.67	3.76	3.77	3.82	3.89	3.82	3.62	3.25	3.51	3.67	3.76
7. [Learning Resources] - The learning resources provided for this unit helped me to engage in learning.	3.74	3.97	3.85	3.89	3.85	3.86	3.55	3.92	3.79	3.66	3.75	3.71	3.82	3.80	3.86	3.61	3.50	3.60	3.71	3.76
8. [Learning Flexibility] - The unit provided a reasonable amount of flexibility for study.	3.93	3.94	3.91	3.98	4.05	3.95	3.45	4.01	3.79	3.82	3.75	3.74	3.84	3.83	3.98	3.76	3.58	3.59	3.74	3.82
9. [Learning Spaces] - The teaching and learning spaces used for this unit were adequate.	3.99	3.98	3.93	3.99	3.96	3.97	3.67	4.03	3.87	3.89	3.86	3.85	3.88	3.89	4.00	3.78	3.84	3.66	3.80	3.87
10. [Workload] - The amount of work required in this unit was reasonable.	3.96	3.96	3.96	4.02	4.07	3.99	3.51	4.08	3.84	3.87	3.73	3.78	3.87	3.84	3.98	3.78	3.57	3.63	3.77	3.85
11. [Equity/Fairness] - In this unit, people treated each other fairly and with respect.	4.20	4.29	4.27	4.31	4.26	4.26	4.03	4.18	4.11	4.11	4.08	4.09	4.20	4.12	4.20	4.08	4.24	3.91	4.06	4.14
12. [Generic Skills] - This unit helped me develop my skills in critical thinking, analysing, problem solving and communicating.	3.87	4.10	3.93	3.97	4.00	3.98	3.72	4.02	3.90	3.81	3.90	3.85	3.91	3.89	4.00	3.87	3.73	3.70	3.83	3.89
13. [Overall Experience] - Overall, I've had a satisfactory learning experience in this unit.	3.94	4.11	4.00	4.05	4.09	4.04	3.62	4.06	3.93	3.83	3.90	3.84	3.97	3.90	4.05	3.82	3.71	3.69	3.84	3.91

Performance	
	>=4.00 <i>(Agree to Strongly Agree)</i>
	>=3.50 & <4.00 <i>(closer to Agree than Neutral)</i>
	<3.50 <i>(closer to Neutral than Agree)</i>

Units Surveyed:	141	137	175	108	189	750	63	82	97	160	72	475	218	126	179	137	8	90	758	1,991
Surveys Issued:	5,800	6,919	9,095	4,753	5,873	32,440	5,647	6,347	6,295	6,244	4,760	29,293	6,459	4,637	4,004	3,990	407	9,448	28,945	90,678
Surveys Returned:	3,131	3,990	5,069	1,982	2,605	16,777	3,773	2,204	2,802	4,144	2,340	15,263	3,253	2,089	2,010	1,500	371	6,180	15,403	47,443
Response Rate:	54%	58%	56%	42%	44%	52%	67%	35%	45%	66%	49%	52%	50%	45%	50%	38%	91%	65%	53%	52%
Units Not Surveyed in 2008.2:	1	15	10	2	8	36	1	9	5	14	5	34	5	3	6	7	0	8	29	99

REPORT C: SUMMARY TABLE OF SFU COMMENTS - UWS, 2008

Frequency of Best Aspects and Needs Improvement Hits and Ratio of Best Aspects to Needs Improvements Hits

Domain and Sub Domain	2008.1						2008.2					
	Best Aspects	Needs to Improve	Total Hits	Rank of Total Hits	Odds BA/NI Hits	Rank of BA/NI	Best Aspects	Needs to Improve	Total Hits	Rank of Total Hits	Odds BA/NI Hits	Rank of BA/NI
assessment	2,398	7,872	10,270				2,227	6,782	9,009			
expectations	309	2,345	2,654	10	0.1	31	300	2,133	2,433	10	0.1	31
feedback	201	1,306	1,507	15	0.2	30	178	1,001	1,179	15	0.2	30
marking	155	788	943	19	0.2	29	148	729	877	18	0.2	29
relevance	557	522	1,079	18	1.1	22	452	398	850	19	1.1	21
standards	840	2,633	3,473	8	0.3	25	758	2,159	2,917	6	0.4	25
unspecified	336	278	614	21	1.2	21	391	362	753	20	1.1	22
course design	17,811	13,297	31,108				14,259	10,804	25,063			
flexibility	2,574	1,907	4,481	5	1.3	18	2,000	1,320	3,320	5	1.5	18
methods	9,804	4,842	14,646	1	2.0	14	7,797	3,965	11,762	1	2.0	14
practical theory links	1,823	709	2,532	11	2.6	11	1,362	549	1,911	11	2.5	12
relevance	2,011	1,589	3,600	7	1.3	20	1,590	1,275	2,865	7	1.2	20
structure	801	3,705	4,506	4	0.2	28	650	3,137	3,787	4	0.2	28
unspecified	798	545	1,343	17	1.5	16	860	558	1,418	13	1.5	17
outcomes	4,147	1,031	5,178				3,151	722	3,873			
further learning	43	2	45	31	21.5	2	24	1	25	31	24.0	1
intellectual	1,523	108	1,631	13	14.1	3	1,056	67	1,123	17	15.8	2
inter personal	256	59	315	22	4.3	5	173	35	208	25	4.9	6
knowledge skills	1,446	631	2,077	12	2.3	13	1,096	402	1,498	12	2.7	11
personal	132	4	136	26	33.0	1	90	8	98	26	11.3	3
unspecified	195	50	245	24	3.9	8	212	35	247	23	6.1	5
work application	552	177	729	20	3.1	9	500	174	674	21	2.9	10
staff	9,456	3,442	12,898				7,571	2,766	10,337			
accessibility	2,246	976	3,222	9	2.3	12	1,764	722	2,486	9	2.4	13
practical experience	70	16	86	28	4.4	4	50	7	57	28	7.1	4
quality	4,433	1,131	5,564	3	3.9	7	3,653	914	4,567	3	4.0	8
teaching skills	2,456	1,261	3,717	6	1.9	15	1,788	1,044	2,832	8	1.7	16
unspecified	251	58	309	23	4.3	6	316	79	395	22	4.0	7
support	3,815	5,808	9,623				3,136	4,880	8,016			
infrastructure	439	1,037	1,476	16	0.4	24	317	874	1,191	14	0.4	24
learning resources	2,316	3,780	6,096	2	0.6	23	2,011	3,246	5,257	2	0.6	23
library	29	99	128	27	0.3	27	13	60	73	27	0.2	27
social affinity	904	666	1,570	14	1.4	17	666	477	1,143	16	1.4	19
student administrator	57	188	245	24	0.3	26	48	192	240	24	0.3	26
student services	33	26	59	29	1.3	19	37	19	56	29	1.9	15
unspecified	37	12	49	30	3.1	10	44	12	56	29	3.7	9
Total Hits	37,627	31,450	69,077				30,344	25,954	56,298			